

GETTING STARTED: How To Guide

How to LOG INTO A SCHOOL CHROMEBOOK FOR THE 1ST TIME

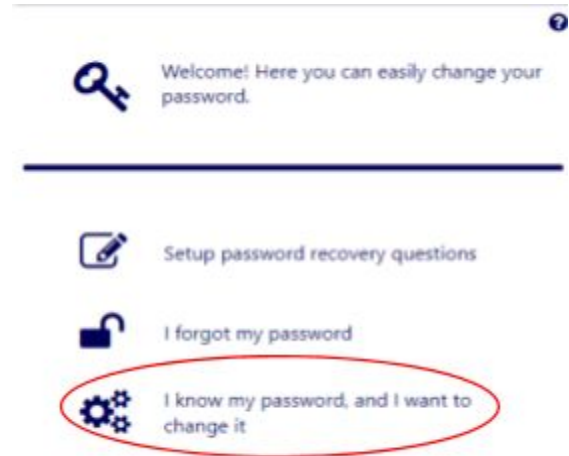
1. Email Address (on your label in your agenda):
 - a. Last name + first initial + last 4 digits of your ID Number + @my.sduhsd.net
2. Temporary Password:
 - a. ID Number (on your label in your agenda)

How to LOG INTO YOUR STUDENT ACCOUNT FROM A NON-SCHOOL DEVICE

1. Go to google.com
2. Click the blue "Sign In" button
3. Email Address (on your label in your agenda):
 - a. Last name + first initial + last 4 digits of your ID Number + @my.sduhsd.netTemporary Password:
 - b. ID Number (on your label in your agenda)
4. If you have an existing Google account, you will need to select "add another account".

How to SET UP YOUR STUDENT ACCOUNT & CREATE YOUR UNIQUE PASSWORD

1. Go to the website for creating and resetting passwords: sso.sduhsd.net/
2. Click "I know my password, and want to change it" →
3. Type in your username. (Remember- this does **not** include the "@my.sduhsd.net" part of your email address)




4. Type in your ID Number (on your label in your agenda) into the password section and click Next.
5. Create your New Password and type it into both boxes. Make sure they match! (Write your password down in your agenda). This is your new password to log into a school Chromebook, log into your Google Account and log into your email account.

How to **SET UP YOUR STUDENT AERIES AND VIEW YOUR SCHEDULE**

1. IMPORTANT: Your Aeries password is different from the password you created for your District account.
2. NOTE: A verification code is no longer required.
3. Go to my.sduhsd.net and click AERIES on the left.
4. Type in your District Email Address (on your label in your agenda).
 - a. Last name + first initial + last 4 digits of ID Number + @my.sduhsd.net
5. Password for Aeries:

QUICK LINKS



YOUR AERIES PASSWORD

FORMULA = Birth month + Birth Date + full student ID number

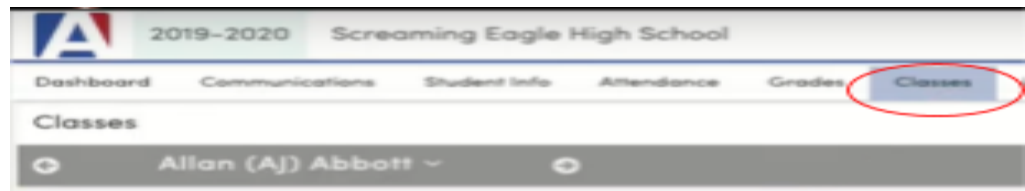
STUDENT: Harry Potter

BIRTHDAY: July 31st (07/31)

STUDENT ID NUMBER: 1234567

AERIES PASSWORD = 07311234567

6. You will be prompted to change your password. It is recommended that you do that. (Write your password down in your agenda)
7. To view your schedule, (**schedules will be posted on Friday, August 21**) click "Classes" in the top toolbar.



More technology questions?

Check out the SDUHSD Tech Hub found on the front page of my.sduhsd.net